




Masonite special order program



sell more. see more. get more.



Introduction to Masonite

- Welcome & Introductions
- Our objective today
- Partnership Goal
- Masonite a global door manufacturer
- Vertically integrated
- Channel diversity
- Collaborative partnership with The Home Depot
- Full line of Exterior and Interior Door offerings in stocking markets
- 2012 share growth into the Pre-finished Fiberglass Door Category
- Special Order expansion to out-of-market stores

Key Resources

Contacts

Customer Service:

(877) 431-3667

Warranty:

(866) 550-8923

Hours:

7:00 a.m. EST – 8:00 p.m. EST

Field Team

Field Service Coordinator:

JoAnna Freeman - (813) 739-4042 -

JFreeman@masonite.com

Divisional Sales Managers:

Aron Schatz – (678) 684-9424 – ASchatz@masonite.com

Jim Barr – (408) 904-9061 – JBarr@masonite.com

Quote Specialist:

Rob Piccini – (905) 482-2370 x 2237 –

RPiccini@masonite.com

Home Center Leadership: (813) 877-2726

Brent Flaharty – VP & Business Leader of Retail N.A. - BFlaharty@masonite.com

Shawn Brown – Sr. Director & Business Leader of Home Depot N.A. – SBrown@masonite.com

Brett Ehrlich – Director of National Accounts, Interior – BEhrlich@masonite.com

John Stahl – Director of National Accounts, Exterior – JStahl@masonite.com

Buddy List

Tashman TM	MKT NM	Store Count	Masonite TSM
Aaron Grant	PHIL/PA/NJ/DE	5	Ryan Jones
Christine Mullaney	BOSTON/MA/NH	2	Chris Cook
Dan Downs	NYC/HUDSON VALLEY/SS	21	Mario Mancuso
Daniel Lubinus	MINNESOTA	1	Jason Schweitzer
Daniel Mulreed	HARTFORD/S CONN	3	Al Tham
Darryl Payne	PORTLAND	5	Joey Mendoza
David Huff	LONG ISLAND	12	Al Tham
Debi Carney	WASHINGTON DC	1	Mitch Eudy
Denny Blewett	SPOKANE	1	Joey Mendoza
Elena Slaczka	DETROIT	2	Jason Schweitzer
Emily Baumgartner	PITTSBURGH	2	Ryan Jones
Fred Dyka	HYANNIS	1	Chris Cook
James Biggs	BOSTON/MA/NH	2	Chris Cook
James Marshall	PHIL/PA/NJ/DE	1	Ryan Jones
Jennifer Wilson	PHIL/PA/NJ/DE	1	Ryan Jones
Joanne Lavender	BOSTON/MA/NH	2	Chris Cook
Joe DeRose	NEW JERSEY	15	John Harvey
Kerry Walles	UTAH	1	Joey Mendoza
Kyle McGinnis	SEA/TAC	3	Joey Mendoza
Linda Verdone	INDIAN ORCHARD, CT	4	Ryan Jones
Luba Kolakowski	ROCHESTER	1	John Harvey
Maria Nunez	METRO CHICAGO	3	Jason Schweitzer
Marian Primeau	PENNSYLVANIA	1	Ryan Jones
MarieFrances Ciammetti	HUDSON VALLEY	1	Al Tham
Mark Swanson	MINNESOTA	1	Jason Schweitzer
Mary Ann Healey	PENNSYLVANIA	1	Ryan Jones
Mary Swarthout	BOSTON/MA/NH	1	Chris Cook
Michael McLacken	BOSTON/MA/NH	1	Chris Cook
Raymond White	PHIL/PA/NJ/DE	1	Ryan Jones
Raymond Williams	WASHINGTON DC	2	Mitch Eudy

Tashman TM	MKT NM	Store Count	Masonite TSM
Richard Barry	BOSTON/MA/NH	1	Chris Cook
Richard Caponigro	PENNSYLVANIA	1	Ryan Jones
Richard Jaeger	COLORADO	4	Joey Mendoza
Rick Veal	WASHINGTON DC	12	Mitch Eudy
Ron Kiewe	WASHINGTON DC	1	Mitch Eudy
Sean Tran	WASHINGTON DC	3	Mitch Eudy
Shawn Quinn	NEW HAMPSHIRE	2	Chris Cook
Veronica Williams	BOSTON/MA/NH	5	Chris Cook

TSM Contact Information

- Jason Schweitzer – (210) 834-5029 – jschweitzer@masonite.com
- Al Tham – (678) 347-5315 – atham@masonite.com
- Chris Cook – (678) 347-5241 – cgcook@masonite.com
- Joey Mendoza – (562) 233-6906 – jmendoza@masonite.com
- John Harvey – (336) 823-5864 – jharvey@masonite.com
- Mario Mancuso – (770) 349-9867 – mmancuso@masonite.com
- Mitch Eudy – (770) 825-3556 – meudy@masonite.com
- Ryan Jones – (678) 640-8459 – rrjones@masonite.com

Store Walk Key Contacts

Millwork Department

When in the Millwork department meet with the Department Head and/or Millwork associates. These employees have tremendous influence over customers and what vendors they order from. The associates need to know we are there to support them with anything they may need. The more comfortable they are with us and our product the more they will sell Masonite.

C.O.S. (Customer Order Specialist)

The Millwork Expeditor takes care of all SO orders. Make sure they are very familiar with you so they always reach out to you with questions and issues. Help them address any issues they have which could include quality, lead times and inspections.

Store Manager/Specialty Manager

Seek out both the store manager and the specialty manager (SASM) at each store. Provide them with your card and let them know you are there to support them with anything they may need.

Pro Sales

When visiting the Pro Desks on your store walks find out who orders their doors at the desk. See if that person has any questions, update them on promos and/or new products, show them our literature and let them know it is at the Millwork desk, and make sure they have your contact information for questions and quotes.

Merchandising Execution Team

Reach out to the MEMs and MEAs that service your stores. A good working relationship is a must as MET is responsible for keeping our POP, literature & Palazzo display updated.

Store Walk Procedures & Expectations

- **Call ahead to ensure that there is someone scheduled to be in the department**
- **Train Millwork and Pro Desk associates on Masonite products and offerings and how to order in M2O**
 - **Make it Easy**
 - **Use your Masonite TSM buddy to help answer questions**
- Check in with COS to review any open special orders
- Make sure literature and brochures are stocked; fill if necessary and contact the store's MET group to order more
- Check Palazzo display (if door is in the Non-Stock Merchandise Alcove) and note if it needs replacing or if the POP needs to be updated



Sales Call Reports

- **For store visit reports, please note the following information:**
 - Store number
 - Store name
 - Name and Title of each person seen during call
 - Type of training you provided (M2O, Product Knowledge, Classroom, Etc...)
 - Products that you trained associates on (AvantGuard, Barrington, Palazzo, Etc...)
 - Total number of people trained during visit
 - Any feedback or comments from associates regarding Masonite products or services

How Delivery Works to Store

- **Customer places order with store**
- **Lead Time noted in M2O based on:**
 - **Distance from DorFab**
 - **Type of product ordered**
- **DorFab builds door to customer specs**
- **Door is shipped LTL to store**
 - **Picked up from DorFab**
 - **Taken to centralized shipping warehouse**
 - **Shipped to store**




Packaged & Palletized Special Order Door



DOOR KNOWLEDGE

Doors 101

Doors 101 – Specs











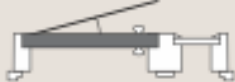










Double Door

- | | | | |
|--------------------|---------------------|-------------------|---------------|
| a Head Jamb | c Hinges | e Astragal | g Sill |
| b Brickmold | d Hinge Jamb | f Sweep | |

Entry Door Handing Chart

Note: Doors pictured assume you are standing on the outside of the home.

	INSWING		OUTSWING	
	 Left Hand	 Right Hand	 Right Hand	 Left Hand
SINGLE DOORS	 Left-Hand Inswing	 Right-Hand Inswing	 Right-Hand Outswing	 Left-Hand Outswing
WITH LEFT-HAND SIDELITE	 Left-Hand Inswing	 Right-Hand Inswing	 Right-Hand Outswing	 Left-Hand Outswing
WITH RIGHT-HAND SIDELITE	 Left-Hand Inswing	 Right-Hand Inswing	 Right-Hand Outswing	 Left-Hand Outswing
WITH DOUBLE SIDELITE	 Left-Hand Inswing	 Right-Hand Inswing	 Right-Hand Outswing	 Left-Hand Outswing
DOUBLE DOORS	 Left-Hand Inswing	 Right-Hand Inswing	 Right-Hand Outswing	 Left-Hand Outswing

Terms of the Trade

Caming: The rolled formed metal banding that joins individual pieces of glass together in a decorative lite.

Door Face: The wide flat surface of a door.

Door Frame: A complete door jamb consists of one header and two jamb legs. A strip of wood called a “stop” keeps the door from swinging through the frame. Stops are available rabbeted (Built in) or stitched (applied separately).

Factory Glazed: The glass is integrated into the design of the door, maintaining the simple, clean look of the panel sticking (profile) without the use of traditional glazing frames.

Glazed: Glazed means that something has glass. In our world, it designates a door slab that has a lite. Glazed is the opposite of opaque (no lites).

Jamb: The part of a door frame which surrounds and contacts the edges of the stiles and top rail of a door . Jambes may be classified as (1) “head” or “side” jambes and (2) “plain” or “rabbeted”.

Polystyrene: A lightweight plastic often used for trays, plates, bowls, cups, injection molding, insulation and lamination. Expanded polystyrene looks like rigid, white foam and is used as packing or insulation (think Styrofoam peanuts or fast food containers like coffee cups).

Polyurethane: Polyurethane foam is often made by adding small amounts of volatile materials, so-called blowing agents, to the reaction mixture. These simple volatile chemicals yield important performance characteristics, primarily thermal insulation.

Texture/Graining – pattern embossment in face of door that gives it a wood door appearance

*** An extended list of terms can be found in the appendix attached to the end of this presentation.**



INTRODUCTION TO ENTRY SOS PROGRAM

The Masonite® Advantage



Masonite proprietary fiberglass formula is engineered to last a lifetime



Energy efficient polyurethane core insulates 5x better than real wood



Along with rot-resistant door panel & frame, doors are engineered with high-quality composite bottom rail



Door: Limited Lifetime Warranty
Finish: AvantGuard - 5 years;
Professional Finish - 2 Years



Authentic wood appearance with long-lasting durability - finishes easily & beautifully



Offered in a variety of designs and textures – oak, fir, mahogany & smooth



High-definition profile & true-square edge construction adds architectural interest and elegance



Energy-efficient for added savings on heating and cooling bills

Fiberglass and Steel




Fiberglass

Masonite® Fiberglass doors feature high-performance fiberglass facings, Specialty™ decorative glass, true square edge construction and a rot-resistant bottom rail. They are available with a smooth or textured finish, offering the look of beautifully finished wood without all the maintenance.



Steel

Masonite has the best selection of steel doors in the industry. We have the largest variety with more designs and options. Masonite HD Steel doors feature high-definition panel profiles and can be fire-rated.



NEW MASONITE ENTRY OFFERING

Get more technical info at www.masonite.com



	WOODGRAIN FIBERGLASS			SMOOTH FIBERGLASS	STEEL
	True Wood Technology	Designer Woodgrain Texture	Premium Woodgrain Texture	Premium Smooth	HD Steel
	AVANTGUARD™  <p>Real wood aesthetic design composed of an authentic image layer with five layers of defense for the ultimate in durability.</p>	BARRINGTON®  <p>Rich, classic elite line offers superior wood-grain authenticity with excellent durability and performance.</p>	BELLEVILLE®  <p>Mix and match high-performing natural wood-grain textured door designs with your choice of decorative glass.</p>	BELLEVILLE®  <p>Sleek look with a variety of door and glass options to choose from, engineered for performance.</p>	HD STEEL  <p>High-definition panel profile offers the security of steel for years of performance.</p>
Limited Lifetime Warranty	✓	✓	✓	✓	✓
Rot Resistant Frame	Optional	Optional	Optional	Optional	Optional
Rot Resistant Door Panel	✓	✓	✓	✓	
Dent Resistant Door Panels	✓	✓	✓	✓	
Variable Depth Woodgrain Texture	✓	✓	✓		
Finishes	3 wood species	6 stain colors 9 paint colors	6 stain colors 9 paint colors	9 paint colors	9 paint colors
Textures	Black Walnut Spanish Cedar Cherry	Oak Mahogany	Oak Fir Mahogany	Smooth	Smooth

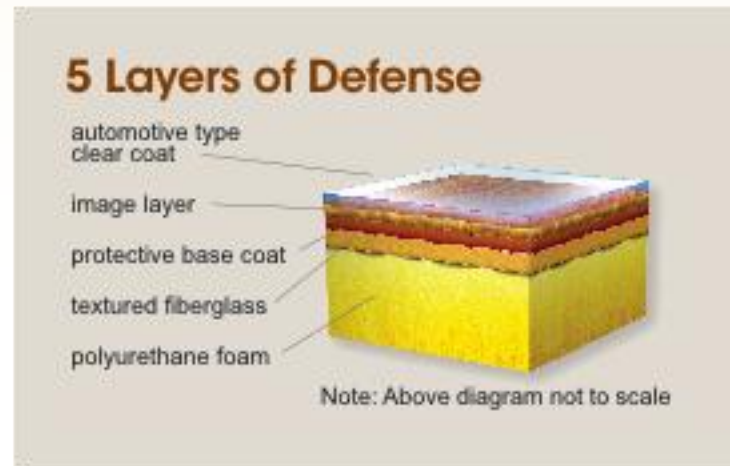


	WOODGRAIN FIBERGLASS			SMOOTH FIBERGLASS	STEEL
	True Wood Technology	Designer Woodgrain Texture	Premium Woodgrain Texture	Premium Smooth	HD Steel
	AVANTGUARD™  <p>Real wood aesthetic design composed of an authentic image layer with five layers of defense for the ultimate in durability.</p>	BARRINGTON®  <p>Rich, classic elite line offers superior wood-grain authenticity with excellent durability and performance.</p>	BELLEVILLE®  <p>Mix and match high-performing natural wood-grain textured door designs with your choice of decorative glass.</p>	BELLEVILLE®  <p>Sleek look with a variety of door and glass options to choose from, engineered for performance.</p>	HD STEEL  <p>High-definition panel profile offers the security of steel for years of performance.</p>
Limited Lifetime Warranty	✓	✓	✓	✓	✓
Rot Resistant Frame	Optional	Optional	Optional	Optional	Optional
Rot Resistant Door Panel	✓	✓	✓	✓	
Dent Resistant Door Panels	✓	✓	✓	✓	
Variable Depth Woodgrain Texture	✓	✓	✓		
Finishes	3 wood species	6 stain colors 9 paint colors	6 stain colors 9 paint colors	9 paint colors	9 paint colors
Textures	Black Walnut Spanish Cedar Cherry	Oak Mahogany	Oak Fir Mahogany	Smooth	Smooth

AvantGuard™ Overview



- Patented Finishing process
- Not a stain application
 - A digital image layer is applied to a protective primer layer.
 - This image is an authentic reproduction of the actual wood species.
 - Custom finished hardwood stiles that match the finish chosen.
- Available as special order only



AvantGuard™ Specs

**5 Year
Warranty**
On Professional
Finish



Species	Textures	Flagstaff	Sierra	Hollister 3/4 Rectangle	Hollister 3/4 Oval	6 Panel	2 Panel Half Lite	1 Panel Half Lite
Spanish Cedar	Mahogany	✓	✓					
Black Walnut	Mahogany	✓	✓	✓	✓	✓	✓	
Cherry	Smooth			✓	✓	✓	✓	✓

FINISH OPTIONS



Spanish Cedar

Cherry

Black Walnut

GLASS OPTIONS



Croxley nickel

Croxley antique black






Halifax nickel

Halifax antique black

Oakville nickel

Pergola wrought iron



	WOODGRAIN FIBERGLASS			SMOOTH FIBERGLASS	STEEL
	True Wood Technology	Designer Woodgrain Texture	Premium Woodgrain Texture	Premium Smooth	HD Steel
	AVANTGUARD™  <p>Real wood aesthetic design composed of an authentic image layer with five layers of defense for the ultimate in durability.</p>	BARRINGTON®  <p>Rich, classic elite line offers superior wood-grain authenticity with excellent durability and performance.</p>	BELLEVILLE®  <p>Mix and match high-performing natural wood-grain textured door designs with your choice of decorative glass.</p>	BELLEVILLE®  <p>Sleek look with a variety of door and glass options to choose from, engineered for performance.</p>	HD STEEL  <p>High-definition panel profile offers the security of steel for years of performance.</p>
Limited Lifetime Warranty	✓	✓	✓	✓	✓
Rot Resistant Frame	Optional	Optional	Optional	Optional	Optional
Rot Resistant Door Panel	✓	✓	✓	✓	
Dent Resistant Door Panels	✓	✓	✓	✓	
Variable Depth Woodgrain Texture	✓	✓	✓		
Finishes	3 wood species	6 stain colors 9 paint colors	6 stain colors 9 paint colors	9 paint colors	9 paint colors
Textures	Black Walnut Spanish Cedar Cherry	Oak Mahogany	Oak Fir Mahogany	Smooth	Smooth

Barrington® Overview



- Distinctive raised moulding
 - Moulding is integrated into the door facing as one piece that will not separate from door
- Authentic wood door appearance
 - Variable depth woodgrain texture that can be easily finished
- Specifically engineered fiberglass door facings
 - Resists splitting, cracking, warping and denting
 - Factory glazed



Oak



Mahogany

Emulating hand-crafted hardwood doors, our distinctive raised moulding is standard on all traditional Barrington Oak & Mahogany doors.

Barrington® Specs

Barrington® Doors with Providence Glass



Nickel
Caming



Antique
Black
Caming

Barrington® Doors with Croxley Glass



Nickel
Caming



Antique
Black
Caming

Stains/Textures

6 designer stains – hand application is rich and elegant, creating a unique & natural look.

Shown in Oak, also available in Mahogany.



Espresso

Chestnut

Merlot



Caramel




Cherry

Pecan

Paint Options

9 popular paint color options which complement the Behr color palette for easy color coordinating.

**Two-Sided finish is optional*





	WOODGRAIN FIBERGLASS			SMOOTH FIBERGLASS	STEEL
	True Wood Technology	Designer Woodgrain Texture	Premium Woodgrain Texture	Premium Smooth	HD Steel
	AVANTGUARD®  <p>Real wood aesthetic design composed of an authentic image layer with five layers of defense for the ultimate in durability.</p>	BARRINGTON®  <p>Rich, classic elite line offers superior wood-grain authenticity with excellent durability and performance.</p>	BELLEVILLE®  <p>Mix and match high-performing natural wood-grain textured door designs with your choice of decorative glass.</p>	BELLEVILLE®  <p>Sleek look with a variety of door and glass options to choose from, engineered for performance.</p>	HD STEEL  <p>High-definition panel profile offers the security of steel for years of performance.</p>
Limited Lifetime Warranty	✓	✓	✓	✓	✓
Rot Resistant Frame	Optional	Optional	Optional	Optional	Optional
Rot Resistant Door Panel	✓	✓	✓	✓	
Dent Resistant Door Panels	✓	✓	✓	✓	
Variable Depth Woodgrain Texture	✓	✓	✓		
Finishes	3 wood species	6 stain colors 9 paint colors	6 stain colors 9 paint colors	9 paint colors	9 paint colors
Textures	Black Walnut Spanish Cedar Cherry	Oak Mahogany	Oak Fir Mahogany	Smooth	Smooth


Belleville® Textured Overview




- High-definition profile & true-square edge construction
 - Adds architectural interest and elegance
- Energy efficient polyurethane core
 - Insulates 5x better than real wood
- Over 1,000 special order door, texture, finish and glass combinations

Masonite Woodgrain Textures


Variable-depth texture offers an elegant wood door look.



Fir



Oak



Mahogany

Premium Belleville® Textured Fiberglass



Over 1000 special order door, texture, finish and glass combinations

Belleville® Textured Specs

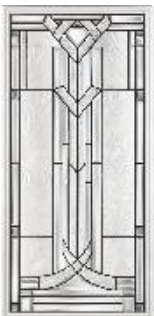
Glass Options



Halifax



Providence



Chatham



Oakville



New Haven



Croxley



Solitude



Sequence



Pergola



Clear



Oaklawn

Full Offering P. 36

Stains/Textures

6 designer stains – hand application is rich and elegant, creating a unique & natural look.

Shown in Oak, also available in Mahogany.



Espresso

Chestnut

Merlot



Caramel


Cherry

Pecan

Paint Options

9 popular paint color options which complement the Behr color palette for easy color coordinating.

**Two-Sided finish is optional*



Ultra Pure White (3050) Semi-gloss

Willow Wood (ECC-41-2)

Golden Haystack (ECC-23-1)



Night Tide (ECC-30-3)

Red Bluff (ECC-36-3)

Corral (ECC-45-3)



Canyon View (ECC-20-1)

Silver Cloud (ECC-35-1)

Jet Black (ECC-10-2)




	WOODGRAIN FIBERGLASS			SMOOTH FIBERGLASS	STEEL
	True Wood Technology	Designer Woodgrain Texture	Premium Woodgrain Texture	Premium Smooth	HD Steel
	AVANTGUARD™  <p>Real wood aesthetic design composed of an authentic image layer with five layers of defense for the ultimate in durability.</p>	BARRINGTON®  <p>Rich, classic elite line offers superior wood-grain authenticity with excellent durability and performance.</p>	BELLEVILLE®  <p>Mix and match high-performing natural wood-grain textured door designs with your choice of decorative glass.</p>	BELLEVILLE®  <p>Sleek look with a variety of door and glass options to choose from, engineered for performance.</p>	HD STEEL  <p>High-definition panel profile offers the security of steel for years of performance.</p>
Limited Lifetime Warranty	✓	✓	✓	✓	✓
Rot Resistant Frame	Optional	Optional	Optional	Optional	Optional
Rot Resistant Door Panel	✓	✓	✓	✓	
Dent Resistant Door Panels	✓	✓	✓	✓	
Variable Depth Woodgrain Texture	✓	✓	✓		
Finishes	3 wood species	6 stain colors 9 paint colors	6 stain colors 9 paint colors	9 paint colors	9 paint colors
Textures	Black Walnut Spanish Cedar Cherry	Oak Mahogany	Oak Fir Mahogany	Smooth	Smooth

Belleville® Smooth Overview



- Smooth Facing
- High-definition profile & true-square edge construction
 - Adds architectural interest and elegance
- Energy efficient polyurethane core
 - Insulates 5x better than real wood
- Over 1,000 special order door, texture, finish and glass combinations

High-definition profiles capture the beauty and elegance of real wood




Smooth
Fiberglass



Premium Belleville® Smooth Fiberglass

Samples in
Sales Kit



Belleville® Smooth Specs

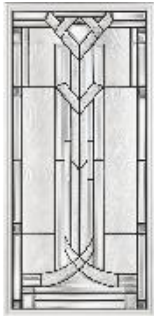
Glass Options



Halifax



Providence



Chatham



Oakville



New Haven



Croxley



Solitude



Sequence



Pergola



Clear



Oaklawn

Full Offering P. 36

Paint Options

9 popular paint color options which complement the Behr color palette for easy color coordinating.

**Two-Sided finish is optional*





	WOODGRAIN FIBERGLASS			SMOOTH FIBERGLASS	STEEL
	True Wood Technology	Designer Woodgrain Texture	Premium Woodgrain Texture	Premium Smooth	HD Steel
	AVANTGUARD®  Real wood aesthetic design composed of an authentic image layer with five layers of defense for the ultimate in durability.	BARRINGTON®  Rich, classic elite line offers superior wood-grain authenticity with excellent durability and performance.	BELLEVILLE®  Mix and match high-performing natural wood-grain textured door designs with your choice of decorative glass.	BELLEVILLE®  Sleek look with a variety of door and glass options to choose from, engineered for performance.	HD STEEL  High-definition panel profile offers the security of steel for years of performance.
Limited Lifetime Warranty	✓	✓	✓	✓	✓
Rot Resistant Frame	Optional	Optional	Optional	Optional	Optional
Rot Resistant Door Panel	✓	✓	✓	✓	
Dent Resistant Door Panels	✓	✓	✓	✓	
Variable Depth Woodgrain Texture	✓	✓	✓		
Finishes	3 wood species	6 stain colors 9 paint colors	6 stain colors 9 paint colors	9 paint colors	9 paint colors
Textures	Black Walnut Spanish Cedar Cherry	Oak Mahogany	Oak Fir Mahogany	Smooth	Smooth

Masonite® Steel Entry Doors



- Best aesthetics in the industry
- Durable 2 coat primer layer
 - Significantly reduces marks on door facing
 - More resistant to dirt
- High definition embossment
 - Excellent shadow lines, creating outstanding panel definition
- Polyurethane Insulating Foam
 - Fills the door cavity while creating a smoother flatter surface



Masonite® Steel Entry Doors

Design and Panel Options



Flush



2 panel square



2 panel camber-top



2 panel plank camber-top



Hollister



3 panel Craftsman



3 panel arch-top



4 panel New England



6 panel



8 panel parliament



Steel Entry Doors Specs

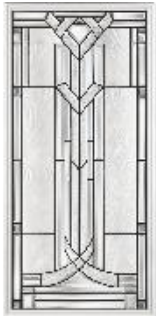
Glass Options



Halifax



Providence



Chatham



Oakville



New Haven



Croxley



Solitude



Sequence



Pergola



Clear




Oaklawn

Full Offering P. 36


Paint Options

9 popular paint color options which complement the Behr color palette for easy color coordinating.


**Two-Sided finish is optional*




Ultra Pure White (3050)
Semi-gloss




Willow Wood
(ECC-41-2)




Golden Haystack
(ECC-23-1)




Night Tide
(ECC-30-3)




Red Bluff
(ECC-36-3)




Conifer
(ECC-45-3)



Canyon View
(ECC-20-1)




Silver Cloud
(ECC-35-1)



Jet Black
(ECC-10-2)

3-Point Security Door System



Security Door Package

- Your increased protection kit includes: door, frame, lock set and installation instructions
- Theft insurance – we will cover the deductible on your homeowners warranty up to \$1,500, if entry is gained through properly locked and installed unit

Increased Protection

- Heavy-duty 3-point locking mechanism is built into a structurally fortified door and affixes into metal reinforced composite jambs
- This system will absorb over twice the impact as our standard construction
- Includes high quality lock set, with several style and upgrade options



6 panel
High-Definition
Steel



3 latches secure the door at multiple locations



Heavy-duty lock mechanism is consumer friendly with a 1/4 turn deadbolt lock indicator



All latches are operated by a single lever. Deadbolt is independently engaged.

Hardware Options



Monaco Series



Sapphire Series

Clear Glass

One Lite Clear Glass



Internal Blinds




Venting Inserts



External & Internal Grille Inserts



We offer a variety of clear glass units with Low-E energy saving glass. Low-E provides improved comfort in your home by helping your home stay warmer in the winter and cooler in the summer.



Door images shown in white can be customized in a wide variety of stain and/or paint colors. Only textured fiberglass doors can be stained.



COMPONENTS

Components – Jambs/Frame Options



Door Frame Options

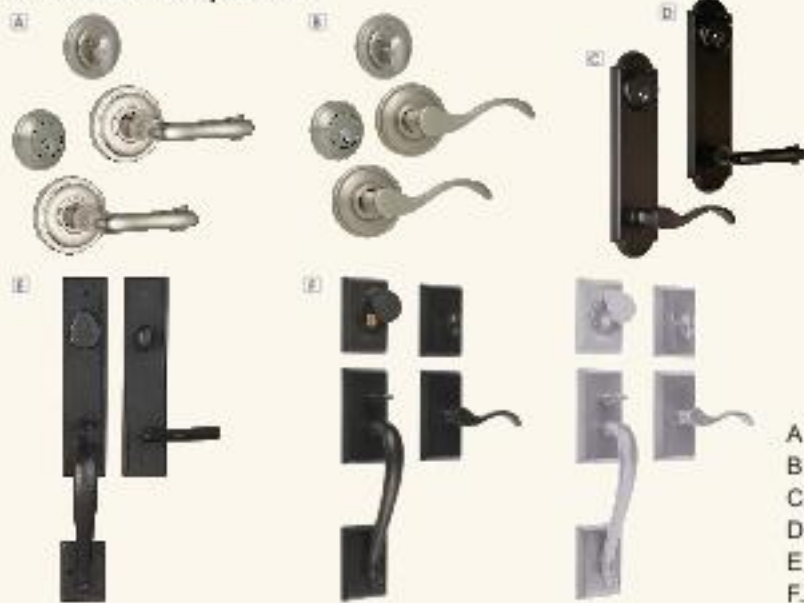
				
Premium Textured Vinyl	Premium Smooth Vinyl	Rot-Resistant	Solid Pine	Primed Finger Jointed Pine
4-9/16" width & 6-9/16" widths	4-9/16" width & 6-9/16" widths	4-9/16", 5-1/4", & 6-9/16" widths	4-9/16" width & 6-9/16" widths	4-9/16" to 10" widths
Textured vinyl	Solid vinyl	Combination of Composite & Finger Jointed Pine	Solid Pine	Finger-joint pine
Will not absorb moisture	Will not absorb moisture	Lower section of frame eliminates moisture & insect damage	Excellent nail & screw holding capabilities	
Will not rot	Will not rot			
Minimal – Easy to clean	Minimal – Easy to clean	Periodic – prep required	Periodic/Frequent – prep required	Frequent – prep required
Ready to paint or stain	Ready to paint	Ready to paint	Ready to paint or stain	Ready to paint

Rot-Resistant Frame Standard on All Premium Stock Fiberglass

Components – Sill, Hardware & Hinges



Handleset Options



- A. Sapphire – Classique
- B. Sapphire – Bastille
- C. Monaco – Classique
- D. Monaco – Bastille
- E. San Jose
- F. Savoy

Door Sill Options



- A. Brass Finish
- B. Nickel Finish
- C. Antique Black Finish

Hinges


Ball Bearing Hinges Standard on All Premium Stock Fiberglass

BALL BEARING



- A. Brass Finish
- B. Nickel Finish
- C. Antique Black Finish
- D. Stainless Steel Finish


STANDARD



- A. Brass Finish
- B. Nickel Finish
- C. Antique Black Finish
- D. Stainless Steel Finish

Components – Dentil Shelf Special Order

- Works across all Craftsman lines
 - Barrington
 - Belleville (Oak, Fir, & Smooth)
 - Sta-Tru Prefinished Steel
 - High Definition Steel
- Easy to paint or stain
- Variable depth textures
- Shelf only installed with unit



**Mounting
Bracket**

Secured to door face
with adhesive and
mechanical fasteners



Shelf Face

Precision molded
to snap over
mounting bracket
for a perfect fit




Fir Fiberglass



Oak Fiberglass



Smooth Fiberglass / Steel



INTERIOR PALAZZO DOORS

Palazzo Series® by MASONITE

- Raised Panel Molding
 - Molding integrated into surface of the door rather than applied after
 - Won't split, move or separate
- High End Style and Design for any budget
 - Panel provides raised and compressed surfaces
 - Elegant European design
- Core Construction provides solid heft and feel
 - Core material gives the heft and feel of a true wood door without the maintenance hassle
 - Perfect for people that want premium quality and design at an affordable price



Palazzo Series® Specs

Sample in
Sales Kit

PALAZZO SERIES®



Bellagio® (2 arched panels)

- smooth 80"
- smooth 84"
- smooth 96"



Capri® (2 square panels)


- smooth 80"
- smooth 84"
- smooth 96"




Treviso™ (3 panels)

- smooth 80"
- smooth 84"
- smooth 96"


Paint Options



Ultra Pure White
(3050)
Semi-gloss




White
(1852)
Semi-gloss



Elegant White
(ICC-20)
Semi-gloss

Pre-hung Casing Options



356 Primed



445 Clear Pine

Pre-hung Hinge Options



Standard
Brass



US5
Antique Brass




US10B Oil
Rubbed Bronze



US15
Satin Nickel



US26 Polished
Chrome

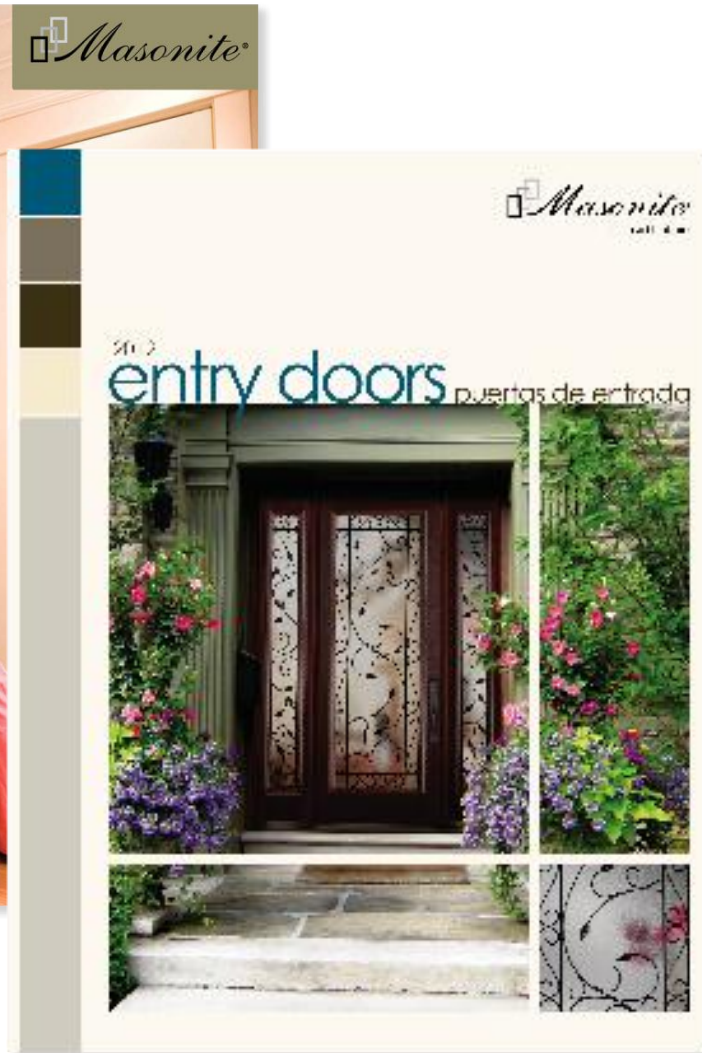


US26D Brushed
Chrome



SALES TOOLS

Sales Tools – Literature & Brochures



- Easy to reference for THD Advantage offering
- Before and after inspiration images
- Larger glass images

Masonite® Paint & Stain Upgrade Options

What **color** door do you want?



Choose Your Paint Finishes

For paint finishes choose one color for the front of the door and another color for the back.

Smooth	Oak Textured	Smooth	Oak Textured	Smooth	Oak Textured
Ultra Pure White (3050) Semi-gloss	Ultra Pure White (3050) Semi-gloss	Willow Wood (ECC-41-2)	Willow Wood (ECC-41-2)	Conifer (ECC-45-3)	Conifer (ECC-45-3)
Jet Black (ECC-10-2)	Jet Black (ECC-10-2)	Night Tide (ECC-30-3)	Night Tide (ECC-30-3)	Silver Clouds (ECC-35-1)	Silver Clouds (ECC-35-1)
Golden Haystack (ECC-23-1)	Golden Haystack (ECC-23-1)	Red Bluff (ECC-36-3)	Red Bluff (ECC-36-3)	Canyon View (ECC-20-1)	Canyon View (ECC-20-1)


Choose Your Stain Finishes

For stain finishes choose only one stain color to be hand-applied to both front and back of door.

Fir Espresso	Fir Chestnut	Fir Merlot	Fir Caramel	Fir Cherry	Fir Pecan
Mahogany Espresso	Mahogany Chestnut	Mahogany Merlot	Mahogany Caramel	Mahogany Cherry	Mahogany Pecan
Oak Espresso	Oak Chestnut	Oak Merlot	Oak Caramel	Oak Cherry	Oak Pecan

Note: Paint and stain colors are approximate and may vary in actuality to printed materials.

Masonite® Fiberglass Custom Advantage Program Launch Kit



AvantGuard™ Hand Samples

Spanish Cedar

Cherry

Black Walnut



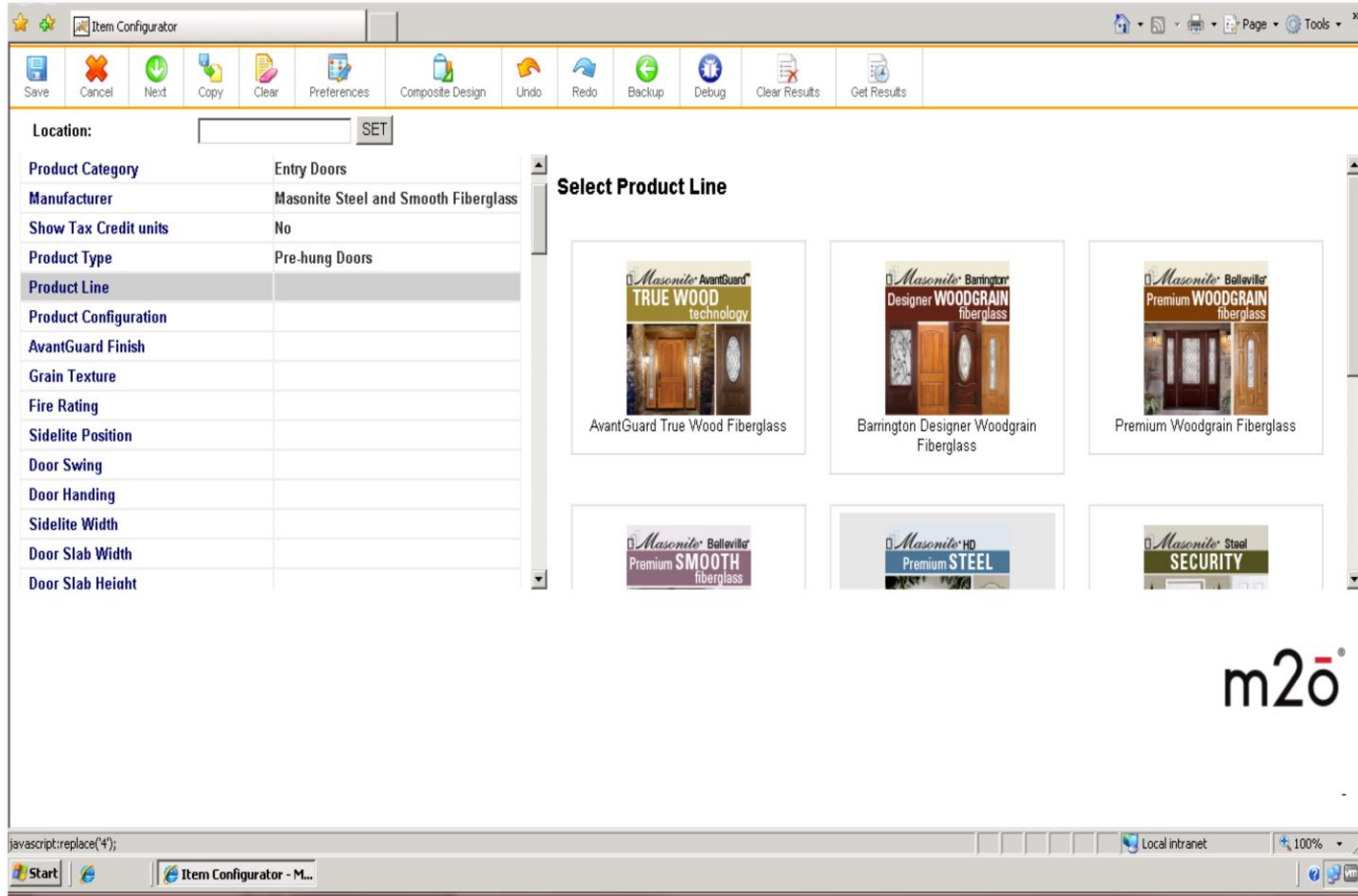
Palazzo® Door Skin Sample

- Hand Samples
- Jamb Samples
- Hinges
- Door Skin
- Composite Bottom Rail

Masonite offers more door OPTIONS with more door VALUE

	EXTERIOR DOORS					INTERIOR DOORS
	WOODGRAIN FIBERGLASS			SMOOTH FIBERGLASS	STEEL	MOLDED PANEL
	True Wood Technology	Designer Woodgrain Texture	Premium Woodgrain Texture	Premium Smooth	HD Steel	Palazzo Series®
	AVANTGUARD™	BARRINGTON®	BELLEVILLE®	BELLEVILLE®	HD STEEL	MOLDED PANEL
	Real wood casthetic design composed of an authentic image layer with five layers of defense for the ultimate in durability.	Rich, classic elite line offers superior woodgrain authenticity with excellent durability and performance.	Mix and match high-performing natural wood-grain textured door designs with your choice of decorative glass.	Stark look with a variety of door and glass options to choose from, engineered for performance.	High-definition panel profile offers the security of steel for years of performance.	Feature distinct raised molding combined with unique, high-definition, European-style panel profiles.
Rating	★★★★ Exceptional	★★★★ Exceptional	★★★★ Best	★★★★ Best	★★★ Better	
Door & Glass Panel Options	Select Door Panel With Glass Designs	Select Door Panel With Glass Designs	Over 100 Customizable Door and Glass Designs	Over 100 Customizable Door and Glass Designs	Over 100 Customizable Door and Glass Designs	Raised Panel Molding Molding integrated into surface of the door rather than applied after. Won't split, move or separate.
Rot Resistant Frame	Optional	Optional	Optional	Optional	Optional	High End Style & Design for Any Budget Panel provides raised and compressed surfaces. Elegant European design.
Door Core	Polyurethane	Polyurethane	Polyurethane	Polyurethane	Polyurethane	Core Construction Provides Solid Feel & Feel Core material gives the feel and feel of a true wood door without the maintenance hassle. Perfect for people that want premium quality and design at an affordable price.
Energy Star	Yes	Yes	Yes	Yes	Yes	
Degree of Maintenance	Minimal - easy clean	Minimal - easy clean	Minimal - easy clean	Minimal - easy clean	Periodic/frequent - some prep, sanding & painting touchup.	
Finish Options	Comes Prefinished with AvantGuard Black Walnut, Spanish Cedar or Cherry	Can be stained or painted. Upgrade to professional finish option.	Can be stained or painted. Upgrade to professional finish option.	Can be painted. Upgrade to professional finish option.	Can be painted. Upgrade to professional finish option.	
Warranty	Limited Lifetime Door & 5 Year Finish Warranty	Limited Lifetime Door & 2 Year Finish Warranty	Limited Lifetime Door & 2 Year Finish Warranty	Limited Lifetime Door & 2 Year Finish Warranty	Limited Lifetime Door & 2 Year Finish Warranty	

Masonite® – M2O



- Easy to shop
- Easy to price
- Access existing quotes

Easy Online Associate Tool

- Login: homedepot
- Password: fiberglass

www.masonite.com/homedepot

Home | [Log Out](#)

Home
Track Orders
Technical Info
Warranties
Literature
Policies
News
Contact Us
Log out

get more with **Masonite**

track orders

literature

technical info

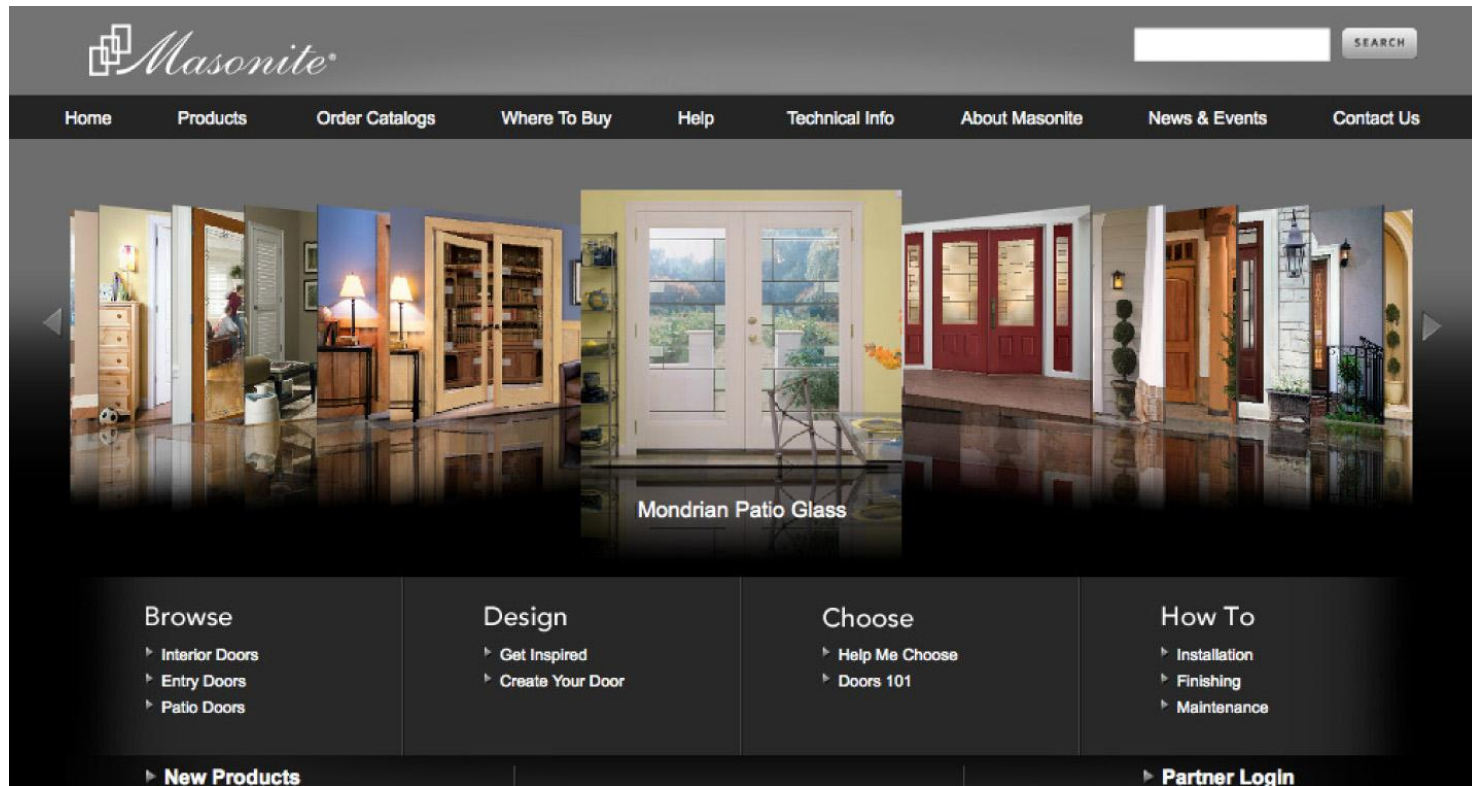
warranties

Masonite News

contact us

- Quickly & easily track pending orders
- Download The Home Depot specific brochures exactly like those supplied in the store
- View technical manuals, policies, warranties, spec drawings, contact info and more – all related to The Home Depot Business

Masonite.com – Customer Support



- Installation, Care, and Maintenance Information
- Technical information – codes, certification, coastal, drawings, etc.
- Product Performance Data
- Energy Efficiency Data
- Architectural specifications
- Warranties
- Doors 101
- Like Us on Facebook & Twitter

Frequently Asked Questions

- **How real looking is the fiberglass woodgrain?**
 - We realize that no design is going to give an exact replication of real wood. The organic nature of wood and the fact that even in the same species, no two trees look the exact same means there is no one perfect sample of what a woodgrain looks like. Our aim is to give the customer the best possible representation of a wood grain while still providing the customer a well-priced alternative to real wood doors.
 - **Sales Tip: Use your displays samples to show how different stain colors can change the appearance of a wood grain. If a customer doesn't like a particular grain/stain combination, they may like another combination and you've just increased the chance of a Special Order sale.**
- **Store has heard that Masonite doors feel lighter in weight than other vendors doors and associates think this means our door is not as high quality as their doors.**
 - Our lighter doors are actually proof that our doors are a better quality product. Advances in technology have allowed us to create a door that is even more durable and lighter in weight than previous doors. Our spray-in foam core increases energy efficiency and is lighter than previous door fillers. Composite materials used in the frame and door are more rot-resistant and lighter in weight than real wood. Lighter doors are a good thing, since a heavy door increase the pressure on hinges and results in more wear and tear on a door frame reducing the overall life of a door.
 - **Sales Tip: If an associate expresses concerns about the lighter feel of our door, use a car analogy to demonstrate our improvements. Talk about how in the beginning cars were made with heavy metals, were limited in speed and used more gas per mile driven. Improving technologies have allowed car manufacturers to create lighter cars that are safer and more fuel efficient, and no one would argue that better efficiency is a bad thing with the steadily increasing gas prices!**
- **The store wants samples that customer can take home with them.**
 - Our marketing department and National Account Management just finalized a great selling tool. The recently launched Pre-Finish Trifold is a great tool that shows very detailed samples of what the colors would actually look like in person. There is one chip for each of the various options in our stain and paint program. These chips are actually photos of very high resolution scans of real pre-finished doors. The tri-fold brochures are available in ePOP as item # D306105-87.
 - **Sales Tip: Make sure to point the high-level of detail on the grain on the textured samples and how different textures can have subtle effects on the shading of the color.**



Frequently Asked Questions

- **What is the advantage of a factory pre-finished door?**
 - Many people will balk at pre-finishing simply because of the price. However, when you consider the cost of paint, other materials and time, most customers find that our pre-finishing options are a great value. While we do not offer any custom colors, we do offer a wide variety of paint and stain options that will work with any home. Additionally, we are one of the few vendors to apply a two-color finish (one on front and one on back).
 - **Sales Tip: Use your pre-finish tri fold to point out all of the great color and stain options. The colors in the brochure are very true to what they will see on their doors.**

Terms of the Trade

Automatic Closer: A door closer is a mechanical device that closes a door.

Back Door: An entry door typically found in the rear of a home or building.

Bevel: To cut an angle other than a right angle, such as the edge of a board or door.

Bifold: A door capable of being folded into two parts, as with doors that are hinged together.

Book Size: Height and width of a door prior to pre-fitting.

Bottom Rail: The lower most horizontal member of a sash, door, blind or other panel assembly.

Brickmold: Brick molding is a strip of material used to close the small gap between a brick wall and the frame of a door or window set into the wall. Typically made of softwood, usually fir or pine.

Butt Joint: A joint formed by square edge surfaces (ends, edges, faces) coming together. Also known as an end butt joint, edge butt joint.

Caming: The rolled formed metal banding that joins individual pieces of glass together in a decorative lite.

Code: Code refers to a collection of laws, regulations, ordinances, or statutory requirements adopted by governmental legislative authorities.

Condensation: Water vapor deposit from the air on any cold surface whose temperature is below the dew point such as a window glass or door frame that is exposed to cold outdoor air.

Coping: Cutting the moulding to fit the pattern.

Cross Rail: Center most horizontal member.

Dentil Shelf: A dentil is one of a series of closely spaced, rectangular blocks that form a molding. This type of adornment is a common element of Craftsman style doors and is placed below the upper panels and glass.

Door Bevel: An angled cut on the lock side of a door, usually 3 degrees, that enables it to swing free of the door frame when opening and closing.

Door Core: A core placed inside the door to provide either strength or fire rating. Core types are corrugated honeycomb paper, particleboard, wood stave, mineral fiber, polyurethane, or polystyrene.

Terms of the Trade

Door Face: The wide flat surface of a door.

Door Frame: A complete door ram consists of one header and two jamb legs. A strip of wood called a “stop” keeps the door from swinging through the frame. Stops are available rabbeted (Built in) or stitched (applied separately).

Door Height: The vertical measurement of the door ranging from 6 feet, 6 inches to 7 or 8 feet.

Door Skin: Also called facing. The front or face panel (usually two or more plies) of a door.

DP Rating: A “design pressure” rating is a numerical value given to a building component that represents its ability to withstand a given amount of wind load. This type of testing is particularly important for security and safety as well as performance in coastal zones which are prone to storms with high winds and heavy rains. DP ratings represent three performance elements: structural load, water resistance, and air infiltration resistance. A DP rating does not mean that a door or window is impact resistant (in violent storms, it is debris being carried at high speeds that does the most damage).

Double Action Door: A door, usually interior, with special hinges or pivots which allow the door to function in both directions.

Energy Star: Energy Star is an international standard for energy efficient consumer products that originated in the United States. For a door to be Energy Star rated, it has to be surrounded by qualified components and installed by a certified (NFRC) shop. A door slab by itself is not Energy Star rated – it is only the whole assembly that can be rated. With the proper components and installation, our products meet the standard for participation.

Entry Door: A door typically found in the front of a home or building.

Extension Jamb: Flat parts which are nailed to the inside edges of the window or door frame, so that it will fit a wider wall.

Exterior Threshold: A threshold non-symmetrically beveled, (the more gradual and longer bevel facing the exterior) the exterior door frame sill and/or finished floor, prevents water from driving under the door.

Terms of the Trade

Factory Glazed: The glass is integrated into the design of the door, maintaining the simple, clean look of the panel sticking (profile) without the use of traditional glazing frames.

Fiberglass: The most familiar type of insulation. It is spun from molted glass, and is pure white. Additives and bonders usually color the fiberglass, with pink and yellow being the most common. Fiberglass comes in rolls, batts and as loose insulation, blown into place.

Fir Texture: Pronounced, straight-grain texture.

Fire Door: Fire doors are designed to meet independent testing facilities' (Underwriters Laboratory [UL] and Warnock Hersey [WH] standards for fire ratings of 20,30,45,60, or 90 minutes. The specific rating is achieved through the application of special door cores and framing materials.

Fire Rating: Fire rating means that a door has undergone testing and will perform in a fire. The differences in materials (core, stiles, skins, etc.) is what will ultimately determine a door slab's fire worthiness. The purpose of a fire door is not only to keep fire out, but also to give people time to exit the building or get help.

Fire Resistant: Ability of a material to resist catching on fire when exposed to a flame, typically for 10 to 20 minutes.

Flat Jamb: This jamb is a plain piece of lumber, not rabbeted or ploughed. Instead of a door rabbet, this jamb requires a door stop applied to prevent the door from swinging through.

Flush: When talking about doors, a flush door is one which is completely flat or smooth with no raises such as applied molding doors, no recesses such as molded panel doors and no cutouts or holes in it such as doors with louvers or lites.

Front Door: A door typically found in the front of a home or building.

Galvanization: The process where a zinc coating is applied to another metal (usually iron or steel) to protect it from rust.

Gauge: The gauge (sometimes called "gage") indicates the standard thickness of sheet metal for a specific material.

Glazed: Glazed means that something has glass. In our world, it designates a door slab that has a lite. Glazed is the opposite of opaque (no lites).

Terms of the Trade

Hinge Jamb: Side jamb in which the door hinges (butts) are applied.

Hinge Stile: Refers to the side jamb of a window or sash to which pulleys, balances or hinges are applied.

Hinged Door: An exterior or interior door hung by attaching butts to the stile so that the door swings on a vertical may be single (swinging thru 90 degrees) or double-acting (swinging thru 180 degrees). Double doors require a door stop.

Hollow Core Door: A type of door that has corrugated cardboard between the stiles and rails and is made up of an interior frame of stiles and rails, covered by a skin of veneer or hardboard, plastic or metal.

Insulation: Prevention of the passage or leakage of heat, moisture, sound, or electricity.

Interior Door Frames: A door frame installed in the interior wall of a structure.

Intermediate Rail: Horizontal member of a door located between the top and bottom rails.

In-The-Wall Frame: See Pocket-Type Door Frame.

Jamb: The part of a door frame which surrounds and contacts the edges of the stiles and top rail of a door. Jamb may be classified as (1) "head" or "side" jamps and (2) "plain" or "rabbeted".

Knob Latch Set: Door hardware for keeping a door closed and with a spring-operated latch bolt activated by a knob. Also known as a passage set.

Lite: Glass that is inserted into a door to increase light transmission into the building or solely for decorative purposes.

Lock Block: A concealed block of wood or particleboard that is inserted into doors approximately where the lockset would be, providing a solid section of timber for a lock, latch and handles to be fitted to. It provides support for the lockset and handles and reinforces this area which takes a good deal of stress from opening and closing the door.

Lock Rail: The intermediate rail of a door at lock height.

Lockset: The complete lock or latch assembly which includes the lock or latch mechanism and trim (knobs, levers, handles, etc.)

Terms of the Trade

Lock Prep: Short for lock preparation, but generally used to mean any type of machining or preparation that is done to accommodate door hardware.

Mahogany Texture: Medium, straight-grain texture

Mull Post: The post between the door and sidelite created by the door frame.

Mullion: The upright or vertical member dividing the panels in a door. A mullion is also the vertical member of a sash, window or door frame between openings in a multiple opening frame. Indoors they are sometimes referred to as “muntins”.

Muntin: A short bar, horizontal or vertical extending from a bar to a stile, or rail or other bar.

Nominal Size: As applied to timber or lumber, the size which it is known and sold in the market (often differs from actual size).

Nominal Thickness: The size by which it is known and sold in the industry (often differs from actual or physical size).

Oak Texture: Classic open-grain pattern with variation

Opaque: Opaque means not transparent or translucent or impenetrable to light. In our world, we use it to designate a door that has not lites (glass).

Panel: A wood surface within a surrounding frame. The panel may be raised above or recessed below the surrounding frame by moulding or other decorative treatment.

Particleboard: A formed panel consisting of particles of wood flakes and shavings, bonded together with a synthetic added binder.

Pocket-Type Door Frame: An interior door frame to accommodate a door that slides into a partition pocket-type door frames which are often sold as a unit consisting of an outside jamb, header assembly with door track attached, split jamb pocket assembly and hardware for a hanging door.

Polystyrene: A lightweight plastic often used for trays, plates, bowls, cups, injection molding, insulation and lamination. Expanded polystyrene looks like rigid, white foam and is used as packing or insulation (think Styrofoam peanuts or fast food containers like coffee cups).

Terms of the Trade

Polyurethane: Polyurethane foam is often made by adding small amounts of volatile materials, so-called blowing agents, to the reaction mixture. These simple volatile chemicals yield important performance characteristics, primarily thermal insulation.

Pre-fit: Trimming additional width or height off the nominal size of a door to make it fit in the frame.

Pre-hung Door Unit: A pre-cut assembled unit consisting of a wood door with preparation for lock hardware that is hung on hinges in a wood frame. The wood frame included the one or two piece jamb adjustable or as-ordered width as well as the door stop mouldings and casings (trim). Door units other than conventionally hinged are also available.

Proud Edge: “Proud” means projecting or protruding from the surrounding area. In our work, a proud edge means the center of the latch stile projects slightly instead of being flush with the door skins.

Rail: The cross or horizontal pieces of a door’s framework of: “top rail”, “mullion rail”, “lock rail”, and “bottom rail” are different types of rails based on their location in the structure of the door skin.

Reveal: The margin visible between the window or door sash and the surrounding frame.

Rough Opening: Refers to the finished, cut-out opening into which a door and frame will be fitted.

R-Value: R- Value is the thermal resistance to heat flow. This measure is often used to give a comparative value of the effect of different insulating materials. While the U-Value measures the amount of heat that is transferred through a material, the R-value measures the resistance to the transfer. A material with a higher R-Value is a better insulator (transfer is more difficult).

Shadow Lines: The visual effect produced from having different elevations on a door panel like those used to create the effect of single-hip or double-hip panels. It is the light hitting the panels and casting shadows that produces the visual effect we find pleasing and calls out the design.

Sill: A lower horizontal member of a window or sliding door frame.

Skin: See Door Skin.

Solid Core Door: A door with a solid interior made from composite wood, agri-fiber, wood staves, particleboard, or fire rated mineral fiber.

Terms of the Trade

Split Jamb: This interior or exterior jamb is composed of two halves that fit together. One side has a built-in stop and the other side can slide in or out to adjust the frame for various wall thicknesses, usually from 1" to 2".

Square Cut: See Butt Joint.

Sticking: A mould or profile worked on the article itself.

STC Rating: STC stands for sound transmission class. This is a rating system designed to communicate a material or assembly's ability to prevent the transfer of sound. As with other ratings (like U-Value, Energy Star or R-Value), the door slab alone cannot achieve this rating – it must be part of an assembly including surrounding components.

Stile: The upright or vertical framework pieces of a door. The lock stile is the vertical structural member of a door which closes against the jamb (or mullion) of the surrounding frame; The side away from the hinges. The hinges are mounted to the fixed side known as the "hanging stile".

Stop: A moulding primarily used in window and door trim that is positioned to stop the door or window beyond a set point.

Storm Door: A panel or sash door occupying the exterior door frame to provide protection from weather.

Strike Jamb: Jamb opposite the hinge jamb or a jamb on which the lock or passage-set strike plate is mounted

Strike Plate: A metal piece mortised into or fastened to the face of a door frame side jamb to receive the latch or deadbolt when the door is closed.

Striking Stile: The door stile containing the lock.

Sweep: A rubber or vinyl strip applied to the bottom of a door to create an effective seal against the weather.

Telegraphing: When the internal components of a door show through as lines in the face of the veneer.

Texture/Graining – pattern embossment in face of door that gives it a wood door appearance

Threshold: A wood or aluminum member, beveled or tapered on each side, and used with exterior or interior door frames. Classified as "interior" or "exterior" or "saddle".

Top Rail: Upper most horizontal member of a sash, door, blind or other similar panel assemblies.

Transom: A horizontal member separating a door from a window panel above the door, or separating one window above another.

Terms of the Trade

Ticking: The divots in the surface of a textured fiberglass door that mimics the appearance of wood grain.

Trim: Millwork, primarily mouldings and/or trim to finish-off (trim around) window and door openings, fireplaces, walls and other members.

U-Value: A value linked to energy efficiency that measures the amount of heat transferred through a material – its conductivity to heat transmission.

Witness Line: In a true wood door made of individual components, the witness line is the seam where the stiles and rail meet. We create witness lines in our fiberglass doors to give them a more authentic look.

